


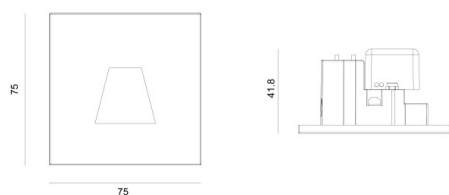
## WALL 68R

222-00003

WALL 68R RECESSED WALL / CEILING LUMINAIRE made of aluminium, white, similar to RAL 9003, beam asymmetric, light output direct, with converter, max. 170mA, dimmability: 3 Step Touch Dim, through wiring 3x1,5mm<sup>2</sup>, IP20



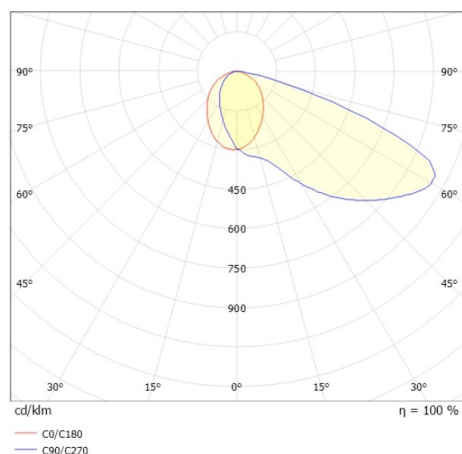
## DRAWING



## TECHNICAL DETAILS

System perform. [W]	4
Bulb type	LED
Luminous flux [lm]	130
Current sec. [mA]	170
Colour temp. [K]	2700K/3000K/4000K
CRI	>90
Designer	INHOUSE
Converter	with converter
Light output	direct
Beam angle [°]	asymmetrisch
Voltage [V]	220-240V 50Hz
Through wiring	3x1,5mm <sup>2</sup>
Material	aluminium
Length [mm]	75
Width [mm]	75
Height [mm]	42
Ceiling cutout [mm]	68
Recess depth [mm]	42
IP protection class	IP20
Voltage class	protection cl. I
Shock resistance	IK02
Net weight [kg]	0,15
Colour lamp	white
RAL	9003
EAN-Number	9010870324794
Energy efficiency cl.	F
No. of luminaires B16A	56

## LIGHT DISTRIBUTION CURVE



The values are rated values. Power and luminous flux are initially subject to a tolerance of +/- 10%. Colour temperature tolerance: +/- 150 K. The values apply to an ambient temperature of 25°C unless otherwise specified.