


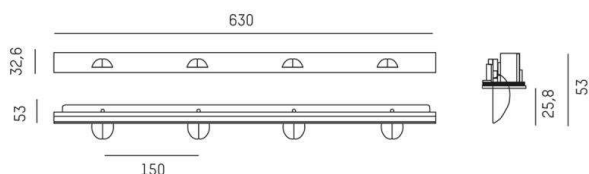
RIDE SYSTEM

577-00301052405d

RIDE RDB SYSTEM INSERT LIGHT INSERT made of die-cast aluminium, white, similar to RAL 9016, light output direct, with converter, max. 500mA, dimmability: DALI, through wiring 3x0,75mm² + 2x0,5mm², IP20



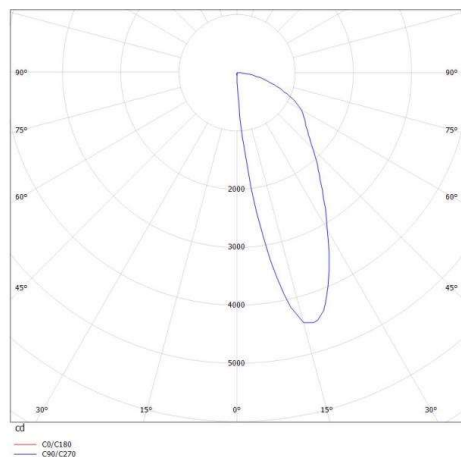
DRAWING



TECHNICAL DETAILS

System perform. [W]	28
Bulb type	LED
Luminous flux [lm]	1720
Current sec. [mA]	500
Colour temp. [K]	4000K
CRI	>80
Designer	INHOUSE
Converter	with converter
Light output	direct
Voltage [V]	220-240V 50/60Hz
Through wiring	3x0,75mm ² + 2x0,5mm ²
Material	die-cast aluminium
Width [mm]	32,6
Height [mm]	53
IP protection class	IP20
Voltage class	protection cl. I
Net weight [kg]	0,49
Colour lamp	white
RAL	9016
EAN-Number	9008905723889
Lifetime [h]	L80 B10 50 000

LIGHT DISTRIBUTION CURVE



The values are rated values. Power and luminous flux are initially subject to a tolerance of +/- 10%. Colour temperature tolerance: +/- 150 K. The values apply to an ambient temperature of 25°C unless otherwise specified.