


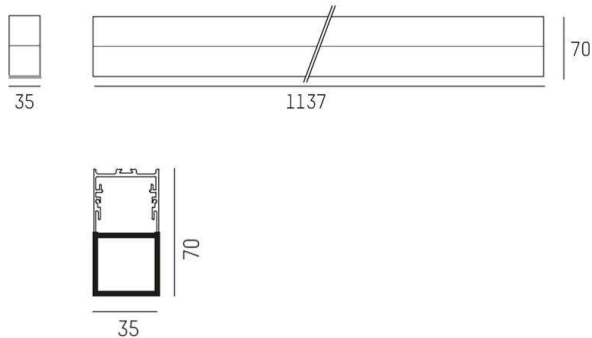
RIDE

577-010032023080

RIDE SD WALL / CEILING LUMINAIRE made of die-cast aluminium, natural anodised, satined PMMA diffuser cubic for homogeneous illumination light output direct, with converter, max. 500mA, dimmability: not dimmable, IP20



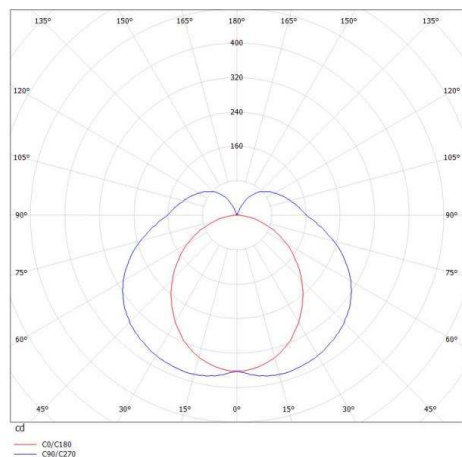
DRAWING



TECHNICAL DETAILS

| | |
|------------------------|--------------------------|
| System perform. [W] | 19 |
| Bulb type | LED |
| Luminous flux [lm] | 1850 |
| Current sec. [mA] | 500 |
| Colour temp. [K] | 2700K |
| CRI | >90 |
| Optics | PMMA opal diffuser cubic |
| Designer | INHOUSE |
| Converter | with converter |
| Dimming | not dimmable |
| Light output | direct |
| Voltage [V] | 220-240V 50/60Hz |
| Material | die-cast aluminium |
| Length [mm] | 1137 |
| Width [mm] | 35 |
| Height [mm] | 70 |
| IP protection class | IP20 |
| Voltage class | protection cl. I |
| Shock resistance | IK03 |
| Net weight [kg] | 3,20 |
| Colour lamp | natural anodised |
| EAN-Number | 9008905694448 |
| Lifetime [h] | L80 B10 50 000 |
| Energy efficiency cl. | E |
| No. of luminaires B16A | 50 |

LIGHT DISTRIBUTION CURVE



The values are rated values. Power and luminous flux are initially subject to a tolerance of +/- 10%. Colour temperature tolerance: +/- 150 K. The values apply to an ambient temperature of 25°C unless otherwise specified.