



TRAIL

610-1255021315050

TRAIL LIGHT INSERT IP54 WB MOUNTING RAIL LIGHT INSERT made of aluminium, white, similar to RAL 9016, linear optics beam 90°, light output direct, UGR <22, with converter, max. 400mA, dimmability: not dimmable, through wiring 7-polig, IP54



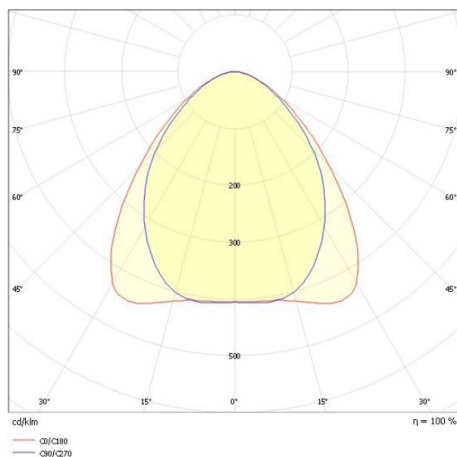
DRAWING



TECHNICAL DETAILS

System perform. [W]	60
Bulb type	LED
Luminous flux [lm]	9670
Current sec. [mA]	400
Colour temp. [K]	5000K
CRI	>80
UGR	<22
Optics	high quality linear optics
Designer	INHOUSE
Converter	with converter
Dimming	not dimmable
Light output	direct
Beam angle [°]	90°
Voltage [V]	220-240V 50/60Hz
Through wiring	7-polig
Material	aluminium
Length [mm]	1696
Width [mm]	64
Height [mm]	25
IP protection class	IP54
Voltage class	protection cl. I
Shock resistance	IK06
Net weight [kg]	1,96
Colour lamp	white
RAL	9016
EAN-Number	9010506770742
Lifetime [h]	L90 B10 100 000
Ambient temperature	-20° bis +50°
Energy efficiency cl.	C
No. of luminaires B16A	24
IFS suitable	Yes

LIGHT DISTRIBUTION CURVE



The values are rated values. Power and luminous flux are initially subject to a tolerance of +/- 10%. Colour temperature tolerance: +/- 150 K. The values apply to an ambient temperature of 25°C unless otherwise specified.