



TRAIL

610-1255021817060

TRAIL LIGHT INSERT IP54 HR MOUNTING RAIL LIGHT INSERT made of aluminium, black, similar to RAL 9005, linear optics beam 30°, light output direct, UGR <22, with converter, max. 400mA, dimmability: not dimmable, through wiring IP54



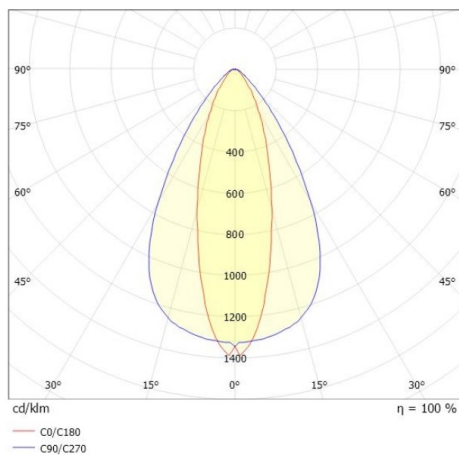
DRAWING



TECHNICAL DETAILS

|                        |                            |
|------------------------|----------------------------|
| System perform. [W]    | 60                         |
| Bulb type              | LED                        |
| Luminous flux [lm]     | 9160                       |
| Current sec. [mA]      | 400                        |
| Colour temp. [K]       | 3500K                      |
| CRI                    | >80                        |
| UGR                    | <22                        |
| Optics                 | high quality linear optics |
| Designer               | INHOUSE                    |
| Converter              | with converter             |
| Dimming                | not dimmable               |
| Light output           | direct                     |
| Beam angle [°]         | 30°                        |
| Voltage [V]            | 220-240V 50/60Hz           |
| Through wiring         | 7-polig                    |
| Material               | aluminium                  |
| Length [mm]            | 1696                       |
| Width [mm]             | 64                         |
| Height [mm]            | 25                         |
| IP protection class    | IP54                       |
| Voltage class          | protection cl. I           |
| Shock resistance       | IK06                       |
| Net weight [kg]        | 1,96                       |
| Colour lamp            | black                      |
| RAL                    | 9005                       |
| EAN-Number             | 9010870182325              |
| Lifetime [h]           | L90 B10 100 000            |
| Ambient temperature    | -20° bis +50°              |
| Energy efficiency cl.  | C                          |
| No. of luminaires B16A | 24                         |
| IFS suitable           | Yes                        |

LIGHT DISTRIBUTION CURVE



The values are rated values. Power and luminous flux are initially subject to a tolerance of +/- 10%. Colour temperature tolerance: +/- 150 K. The values apply to an ambient temperature of 25°C unless otherwise specified.