



TRAIL

610-1255031315060

TRAIL LIGHT INSERT IP54 WB MOUNTING RAIL LIGHT INSERT made of aluminium, black, similar to RAL 9005, linear optics beam 90°, light output direct, UGR <28, with converter, max. 600mA, dimmability: not dimmable, through wiring 7-polig, IP54



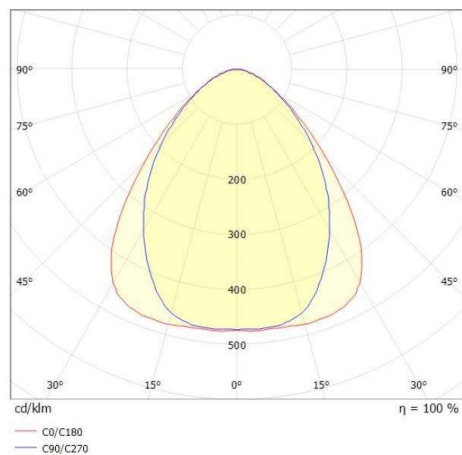
DRAWING



TECHNICAL DETAILS

| | |
|------------------------|----------------------------|
| System perform. [W] | 92 |
| Bulb type | LED |
| Luminous flux [lm] | 13610 |
| Current sec. [mA] | 600 |
| Colour temp. [K] | 5000K |
| CRI | >80 |
| UGR | <28 |
| Optics | high quality linear optics |
| Designer | INHOUSE |
| Converter | with converter |
| Dimming | not dimmable |
| Light output | direct |
| Beam angle [°] | 90° |
| Voltage [V] | 220-240V 50/60Hz |
| Through wiring | 7-polig |
| Material | aluminium |
| Length [mm] | 1696 |
| Width [mm] | 64 |
| Height [mm] | 25 |
| IP protection class | IP54 |
| Voltage class | protection cl. I |
| Shock resistance | IK06 |
| Net weight [kg] | 1,96 |
| Colour lamp | black |
| RAL | 9005 |
| EAN-Number | 9010870182479 |
| Lifetime [h] | L90 B10 70 000 |
| Ambient temperature | -20° bis +50° |
| Energy efficiency cl. | C |
| No. of luminaires B16A | 22 |
| IFS suitable | Yes |

LIGHT DISTRIBUTION CURVE



The values are rated values. Power and luminous flux are initially subject to a tolerance of +/- 10%. Colour temperature tolerance: +/- 150 K. The values apply to an ambient temperature of 25°C unless otherwise specified.